
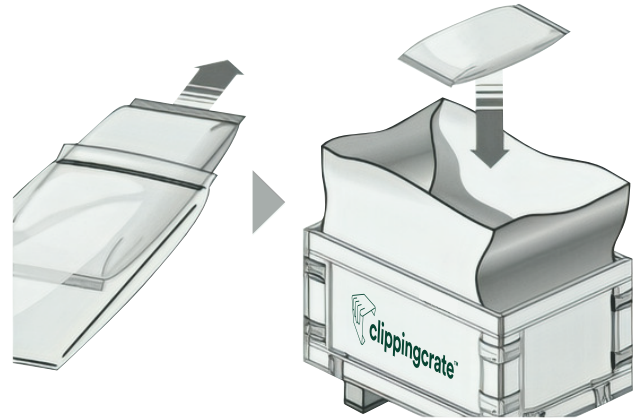


Insulating bag, desiccant salts and self-closing.

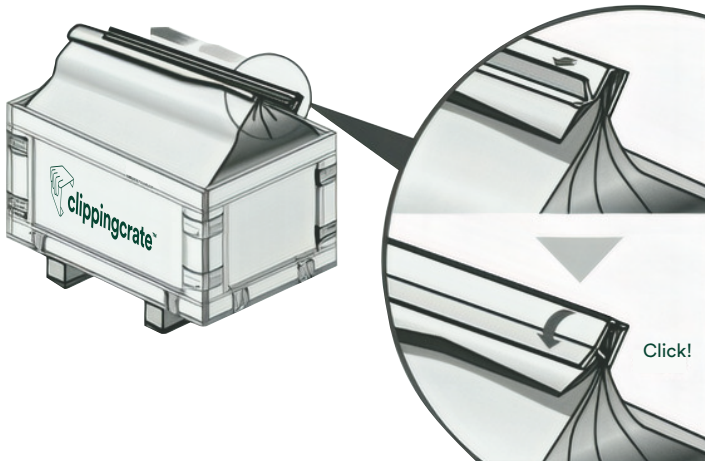
- 1** Place the open insulation bag inside the Clipping Crate; the top of the bag will protrude 60% of the width of the box; to facilitate the subsequent application of our self-closing system.



- 2** Place your product inside the insulated bag; remove the bag(s) of desiccant salts from its plastic protector and place them inside the insulated bag.



- 3** Fold the mouth of the bag, insert it into the self-sealing profile and fold it over itself until it clicks.



- 4** Place your product inside the insulated bag; remove the bag(s) of desiccant salts from its plastic protector and place them inside the insulated bag.

